

World Manufacturing Production in June 2022

Global manufacturing production continued growing at a stable year-over-year growth rate of 3.6 per cent in June 2022. Latin America and the Caribbean as well as Asia and Oceania recorded the best regional performance. Nevertheless, all regions reported similar growth rates. China's production kept recovering from the effects of localized lockdowns implemented in earlier months. On the other hand, Northern America's manufacturing registered a deceleration in comparison with the previous months. Revised data show that Europe suffered a slight decrease in production in April 2022, but swiftly recovered over the following months.

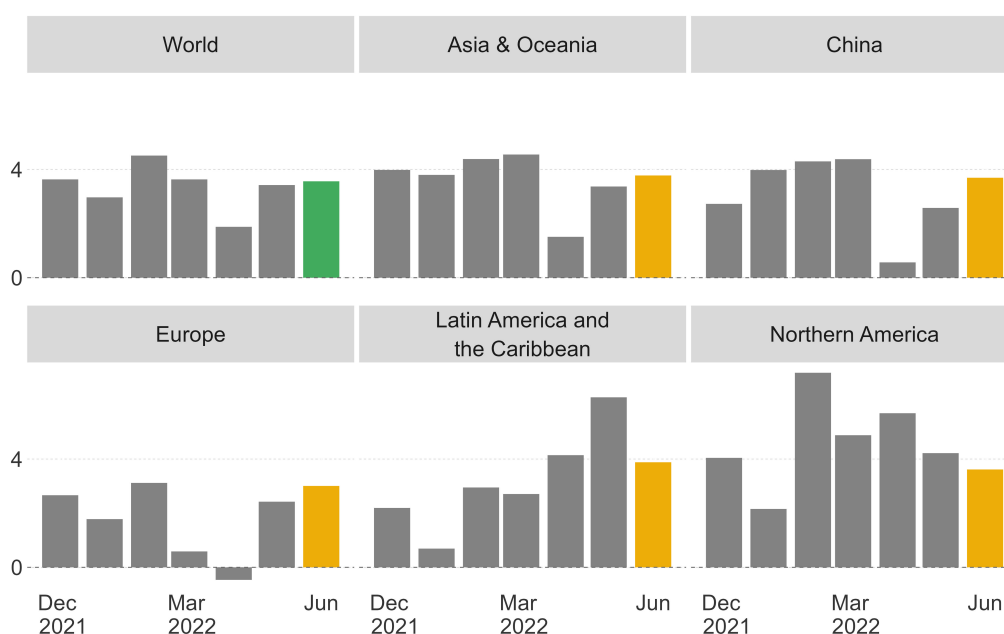


Figure 1: Annual growth rates of regional manufacturing output

Year-over-year growth rates of regional manufacturing production in recent months are shown in Figure 1. In June 2022, Latin America and the Caribbean as well as Asia and Oceania recorded output growth of 3.9 per cent and 3.8 per cent, respectively. In the latter region, China's production increased by 3.7 per cent, while Viet Nam, Israel, India and other economies registered growth rates above 10 per cent. European economies achieved an output growth of 3 per cent with diverse growth patterns between countries. For example, Denmark, Ireland and Montenegro reached a strong growth of more than 20 per cent, whereas Belgium registered a production decline of around 11 per cent.

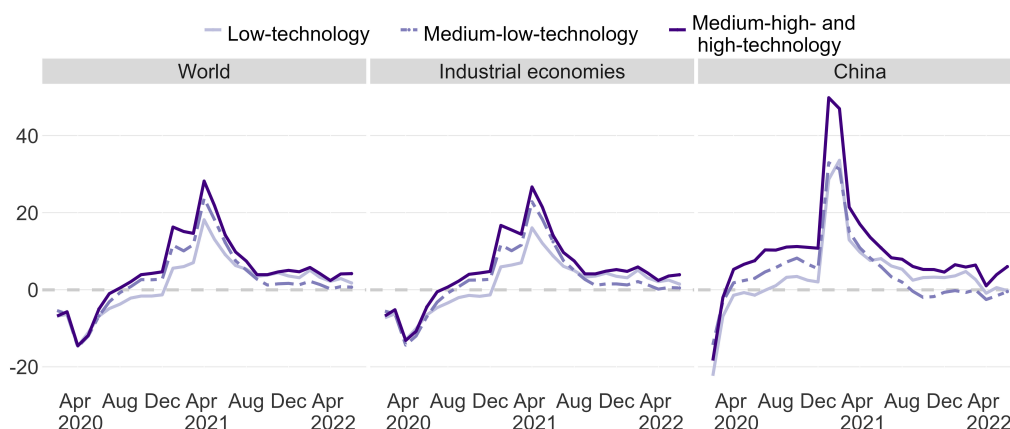


Figure 2: Annual global growth rates of manufacturing production grouped by technological intensity for selected country groups

Data on industries grouped by technological intensity (Figure 2) reveal that global production of low-technology industries increased by 1.8 per cent, while medium-high and high-technology industries outpaced the rest, expanding at an annual rate of 4.2 per cent. In China, low- and medium-low technology manufacturing recorded a slight decrease, which was compensated with a growth of 6 per cent in the higher-technology sector. Revised data show that, after almost a year of continuous decline, the global production of motor vehicles returned to growth since May 2022. In June, this industry continued its recovery with a significant increase of 4.7 per cent. Most other industries kept growing, except the manufacturing of basic metals, other mineral products and pharmaceuticals. This last industry recorded the largest sectoral decline in June 2022, with production falling by 4.7 per cent (Figure 3).

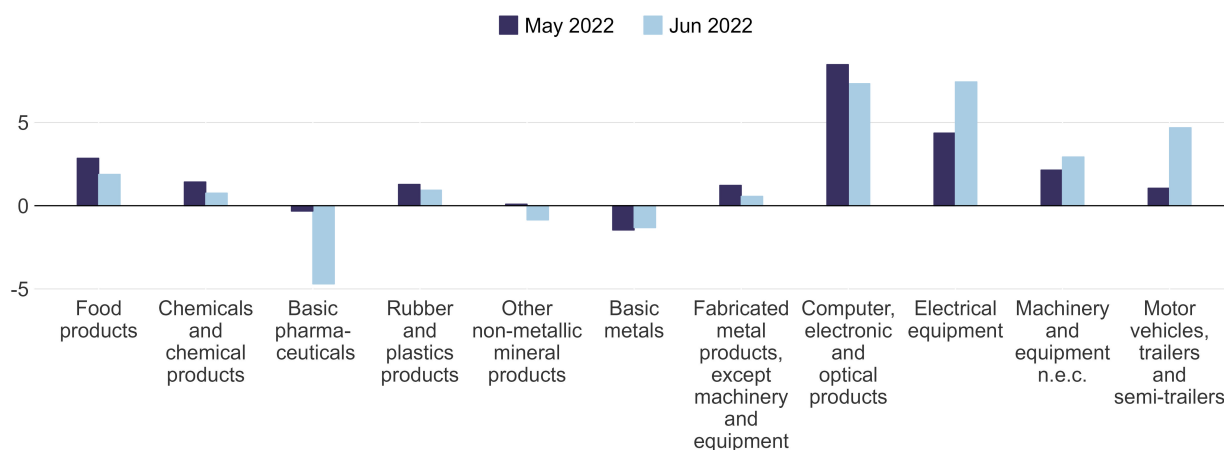


Figure 3: Annual growth rates of global manufacturing production by industry

Methodological note: Preliminary index numbers of industrial production (base 2015) are obtained from national statistical sources. UNIDO conducts seasonal adjustment where necessary and appropriate. The most recent [monthly](#) and [quarterly](#) data are available on the UNIDO Statistics data portal. The detailed data for country groups used in this overview can be downloaded [here](#). Country coverage for this monthly report is limited due to data availability, with the aggregate of world manufacturing output including around 70 countries and a share of approximately 90 per cent of global manufacturing output. Information on the methodology of index numbers can be found in this [methodological document](#) as well as in this [document on seasonal adjustment](#).